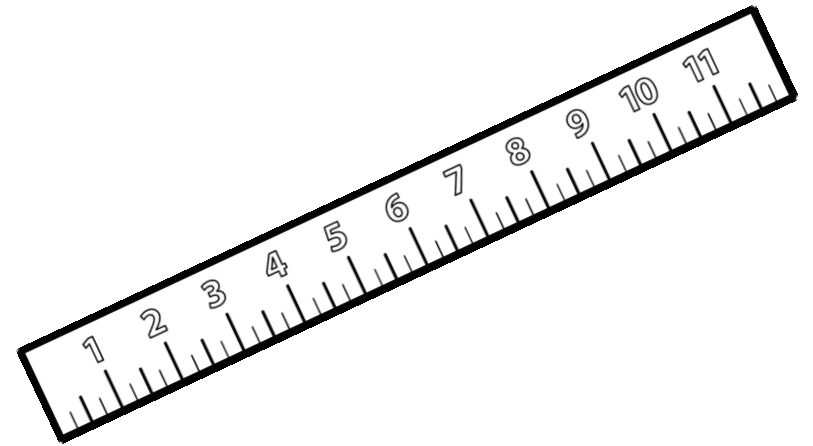
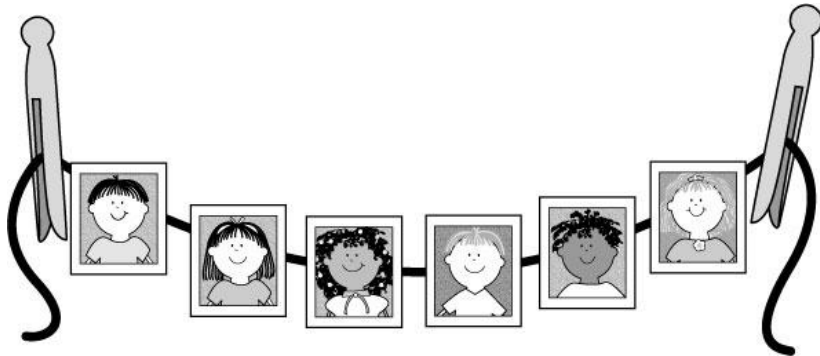


Kindergarten

By _____

Dedicated

to _____



I _____

girls.



I _____

boys.



I _____

books.




I _____

toys.



I _____

crayons.




I _____

glue.




I _____



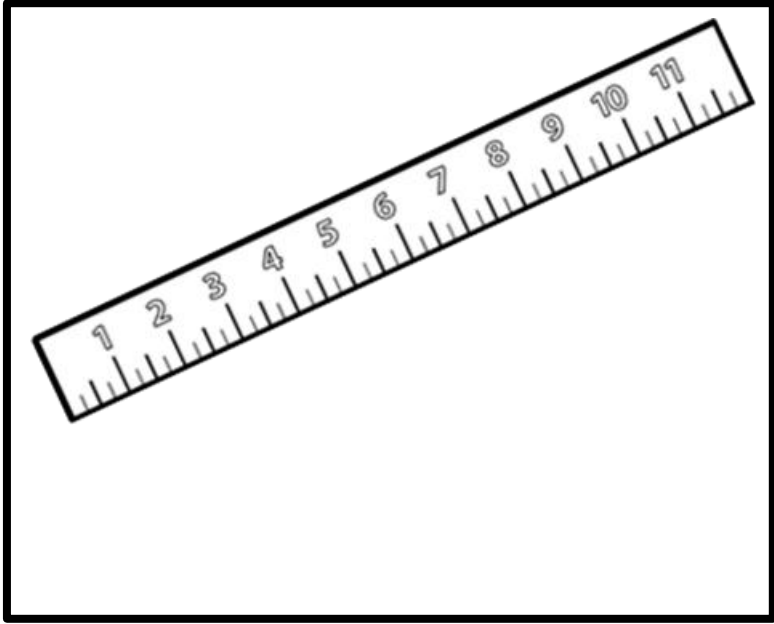
a classroom
with fun
things to do!





The End



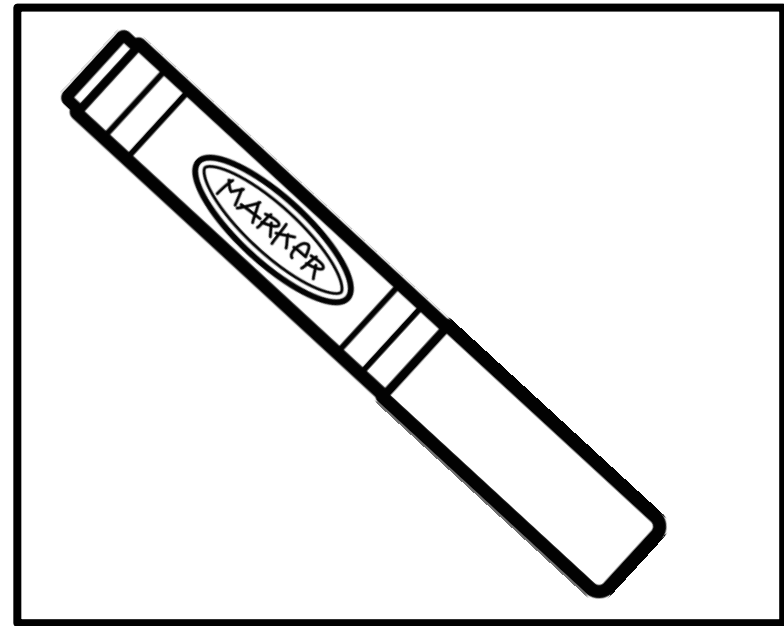

Color these photos for children to see in a pocket chart



Color these photos for children to see in a pocket chart



Color these photos for children to see in a pocket chart



I like to use this book the first or second week of school. The children write in the word: see.

I write all the mini book words on a sentence strips and place with the pictures in a pocket chart. This is a great literacy center activity. Each child completes one book each week focusing on the sight word they fill in the blank. For children with poor fine motor skills, I write the sight words in yellow highlighter for them to trace. I keep the coloring simple the important part of the mini book is not the coloring but the focus on the sight words and the reading skills.

TIP: Add a construction paper cover made to look like a school house. Add a half envelope on the inside front cover to form a pocket for a reading stick (pointer stick).

I use craft sticks with a cute crayon sticker attached for the pointer .